

PGT-A

Preimplantation Genetic
Testing for Aneuploidy

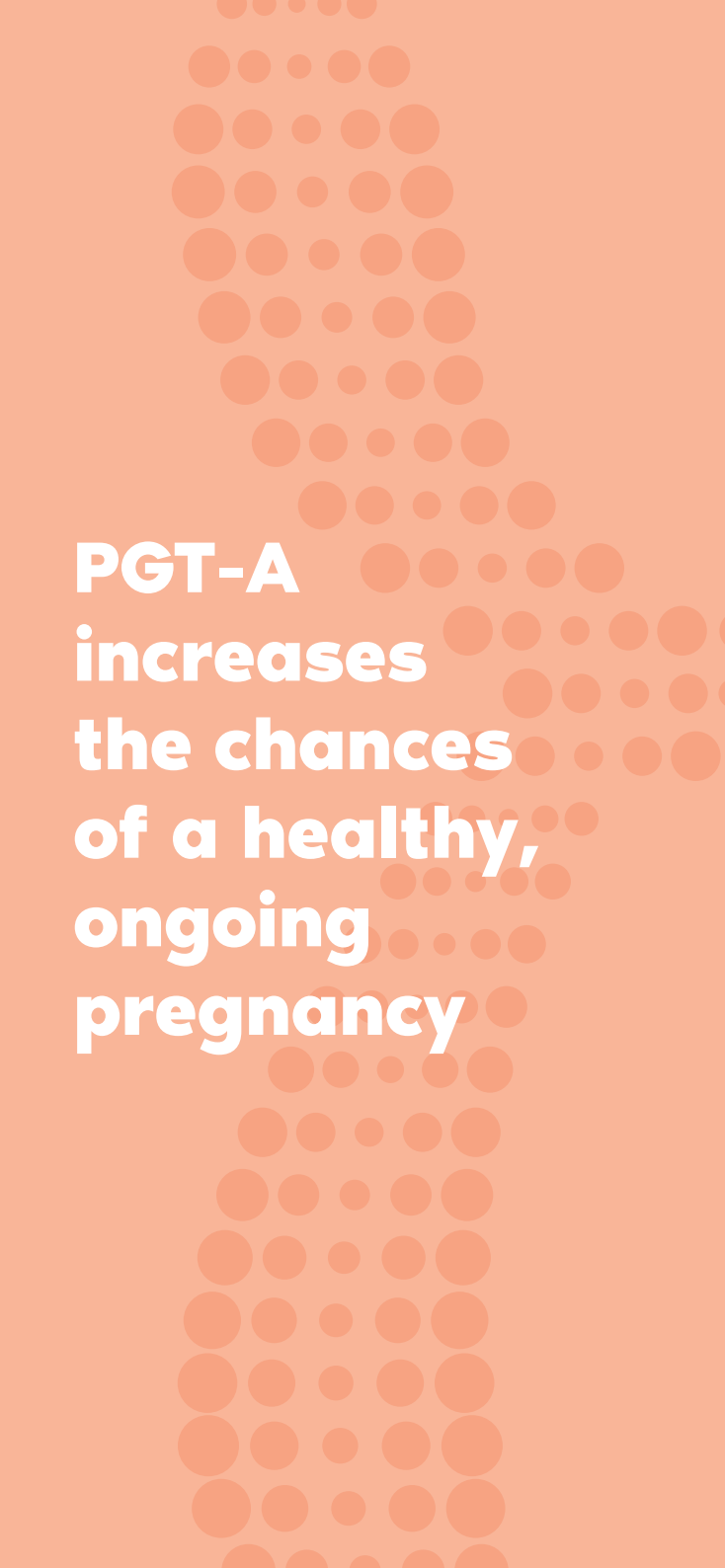
by **Igenomix**[®]

Helping you have
a successful
pregnancy and a
healthy baby



Igenomix[®]

PART OF VITROLIFE GROUP[™]



**PGT-A
increases
the chances
of a healthy,
ongoing
pregnancy**

What is PGT-A?

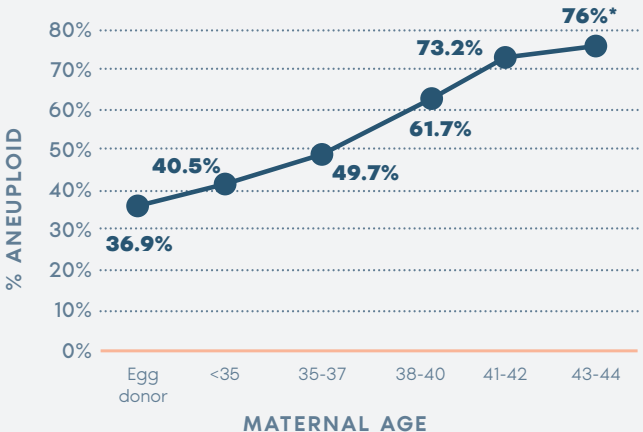
PGT-A is a genetic test performed on embryo biopsies from embryos created with IVF

PGT-A quantifies the number of chromosomes in each embryo biopsy to differentiate between chromosomally normal (euploid) embryos with 46 chromosomes and chromosomally abnormal (aneuploid) embryos with missing or extra chromosomes. Most aneuploid embryos will either not implant or result in a miscarriage.

This will help your physician select the best embryo for transfer and improve your chances of achieving an ongoing pregnancy.

Women age 38-40 undergoing IVF have a 64% chance that each embryo will be chromosomally abnormal (aneuploid)

INCIDENCE OF ANEUPLOID BLASTOCYSTS ACCORDING TO MATERNAL AGE.



*ANOVA P<0.05

Rubio et al., Biol Reprod. 2019

Benefits of PGT-A



Increases the chance of pregnancy.



Decreases miscarriage rates.



Increases the chance that a healthy baby is born.



Enables confident single embryo transfer, avoiding health complications associated with twin or triplet pregnancies.



Reduces the number of IVF cycles needed to achieve pregnancy, potentially reducing the time and costs of extra cycles.

PGT-A may decrease the average time to achieve an ongoing pregnancy in advanced maternal age patients.




Without
PGT-A



With
PGT-A

The use of PGT-A prior to embryo transfer can help decrease the cost of treatment resulting in a healthy liveborn baby by 12% in Europe, compared with a non-PGT-A IVF cycle.¹



Igenomix[®]
PART OF VITROLIFE GROUP[™]