

ERA[®]

Endometrial
Receptivity
Analysis

**Backed by science, trusted by experts
– a proven solution for RIF**



Igenomix[®]
PART OF VITROLIFE GROUP™



Launched in 2011, ERA was the first test of its kind, revolutionising endometrial diagnostics and laying the foundation for personalised fertility treatment. By identifying a woman's unique window of implantation, it enables precise embryo transfer timing to optimise IVF success. Backed by robust clinical evidence, ERA remains the most advanced and trusted endometrial receptivity test available.

Why choose ERA?

1 Scientifically proven and well trusted

ERA is a proven solution for patients with RIF, powered by the most scientific publications and the highest clinical success rates compared to any other endometrial receptivity test in the market. In fact, ERA is the only endometrial receptivity test backed by an RCT*. This RCT, involving 320 patients with RIF, demonstrated significantly improved reproductive outcomes—including nearly double the live birth rates—for patients who used ERA in combination with PGT-A, compared to those who used PGT-A alone.

2 Precision timing for embryo transfer, maximizing your chances of success

Powered by AI, the ERA algorithm is not only based upon the endometrial biopsy data from over 200,000 women but integrates clinical outcomes from personalised embryo transfers guided by its results. Combining this with the most comprehensive gene panel available (248 genes), ERA delivers the most precise transcriptomic profiling and personalized embryo transfer timing—maximising implantation success.

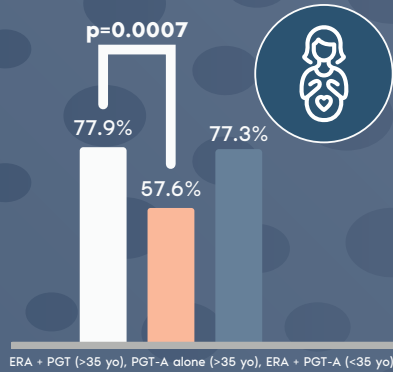
3 Comprehensive support & expertise

Backed by a global team of endometrial experts, ERA is the trusted endometrial receptivity test used by over 3,000 clinics worldwide. Our comprehensive support network includes world-class scientific advisors, dedicated endometrial specialists, genetic counsellors, and in-house clinicians—providing expert guidance to clinics and patients every step of the way.

* 2024 Barbakadze et al. Cureus 16(6): e62949. DOI 10.7759/cureus.62949

ERA-guided pET significantly improves clinical outcomes in RIF patients:

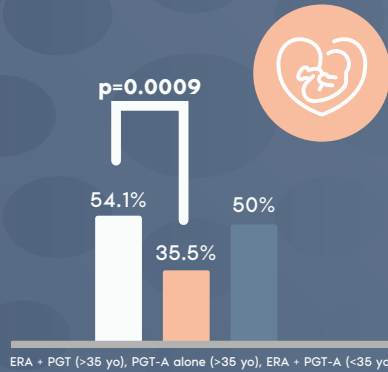
Key Findings of RCT*



Pregnancy Rate

- With ERA: 77.9 %
 - Without ERA: 57.6 %
- p = 0.0007

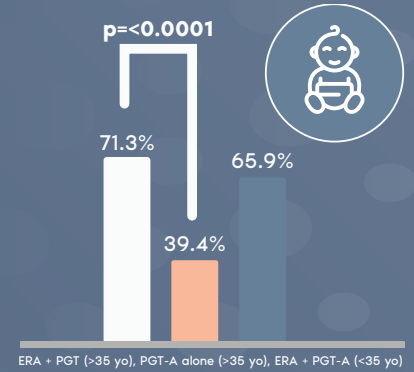
Significant improvement in pregnancy rate for ERA + PGT-A vs PGT-A alone



Implantation Rate

- With ERA: 54.1 %
 - Without ERA: 35.5 %
- p = 0.0009

Significant improvement in implantation rate for ERA + PGT-A vs PGT-A alone



Life Birth Rate

- With ERA: 71.3 %
 - Without ERA: 39.4 %
- p = 0.0001

Significant improvement in life birth rate for ERA + PGT-A vs PGT-A alone

Please visit ERA Insight Hub for more information where you can explore:

ERA in focus
Listen to experts
Scientific advisor tips
ERA in practice
Clinic ERA tools
Webinars
Scientific publications



www.igenomix.eu/era-insight-hub

*Assessment of the Role of Endometrial Receptivity Analysis in Enhancing Assisted Reproductive Technology Outcomes for Advanced-Age Patients. Barbakadze T, Shervashidze M, Charkviani T, et al. Cureus. 2024;16(6):e62949. Published 2024 Jun 23. doi:10.7759/cureus.62949